

The Price Indices for February 2024

Consumer Price Index (CPI)

The CPI in February 2024 rose 0.63% from the preceding month, mainly because of the Lunar New Year holiday effects. The index for services for nursery and nursing care increased 23.28% due to the extra pay of the Lunar New Year's custom. The indices for services for entertainment and transportation fees also increased 5.22% and 1.59% due to demand increased during the holidays. However, the index for garments fell 2.68% owing to the winter sale promotion. Moreover, the indices for vegetables and fruits fell 3.66% and 2.09%, respectively, offsetting part of the increase. The general CPI excluding fruits, vegetables and energy (core CPI) rose 0.79%.

The CPI in February 2024, compared with the same month of 2023, increased 3.08%, mainly because Lunar New Year of 2024 fell in February while that of 2023 fell in January. The indices for services for nursery and nursing care, services for entertainment as well as transportation fees rose 25.87%, 7.19% and 2.19%. Moreover, the indices for fruits, meats, personal effects, medical care services, food away from home as well as residential rents also rose 20.71%, 5.45%, 4.46%, 4.04%, 4.00% and 2.21%, respectively. However, the indices for vegetables, communication equipment as well as household durable equipment fell 8.65%, 2.50% and 0.54%, offsetting part of the increase. The core CPI increased 2.90%.

For the first two months of 2024, the CPI increased 2.43% over the same period of previous year. The indices for commodity and service moved up 2.22% and 2.62%, respectively. The core CPI increased 2.27%.

Producer Price Index (PPI)

The PPI in February 2024 rose 0.40% from the preceding month.

The PPI in February 2024, compared with the same month of 2023, increased 0.32%, mainly because the indices for farm products, electricity supply, computer, electronic and optical products, electronic parts and components as well as transport equipment and parts rose 5.07%, 4.40%, 3.08, 1.76% and 1.50%, respectively. However, the indices for gas supply, petroleum

and coal products, fabricated metal products and basic metals drop 18.47%, 2.30%, 1.72% and 1.68%, offsetting part of the increase.

For the first two months of 2024, the PPI decreased 0.12% over the same period of previous year.

Import Price Index (IPI) on USD basis

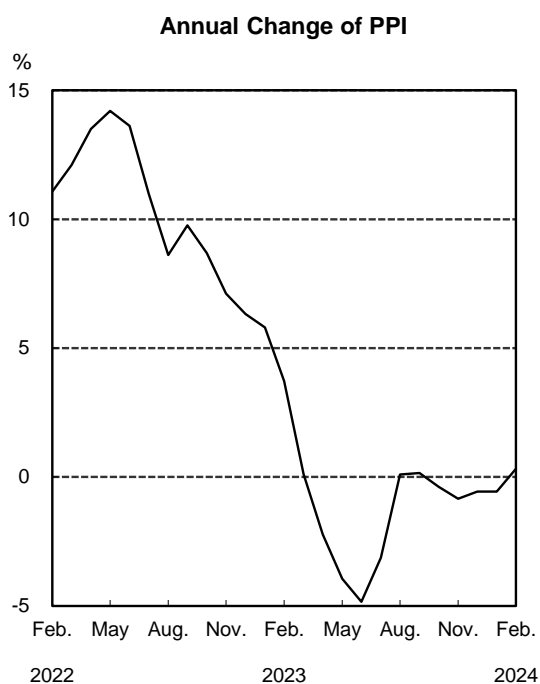
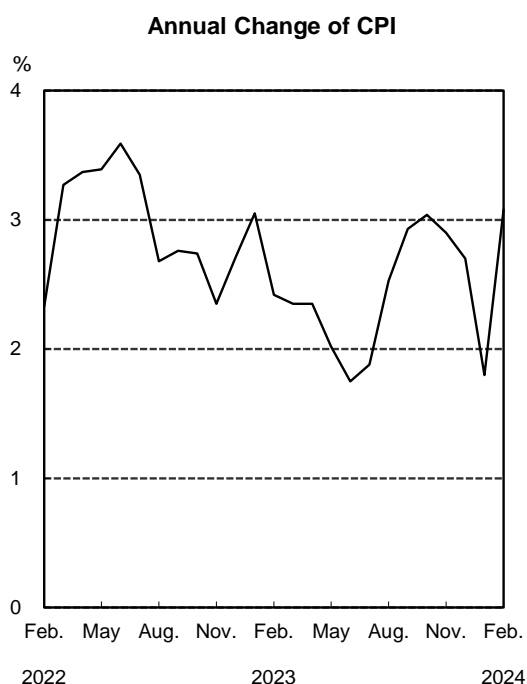
The IPI in February 2024 fell 0.18% from the preceding month, and decreased 5.15% compared with the same month of 2023.

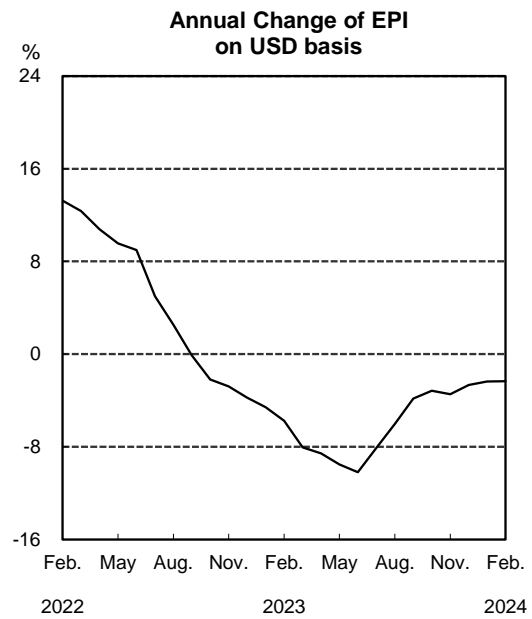
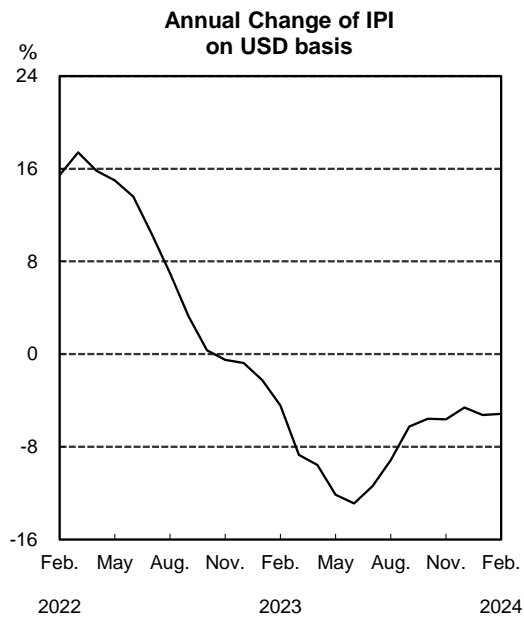
For the first two months of 2024, the IPI decreased 5.20% over the same period of previous year.

Export Price Index (EPI) on USD basis

The EPI in February 2024 rose 0.10% from the preceding month, and decreased 2.34% compared with the same month of 2023.

For the first two months of 2024, the EPI decreased 2.35% over the same period of previous year.





Statistical Tables

Table 1 The Changes of Consumer Price Indices

Table 2 The Changes of Producer Price Indices

Table 3 The Changes of Import Price Indices

Table 4 The Changes of Export Price Indices

For Further Information:

Statistics Database: <https://eng.stat.gov.tw/>

DGBAS news releases on the Internet: <https://eng.dgbas.gov.tw/>

Tel: +886-2-23803449; Fax: +886-2-23803465

**Next release – April 9, 2024, for
The Price Indices for March 2024**